

No. 420 SM



UL 248-14, 125 V, T

Time-Current Characteristic

Time Lag (T)

Standard

UL 248-14
CSA C22.2 No. 248.14

Approvals

cULus Recognized

Features

Heat resistant ceramic housing
For line or low voltage applications
Low voltage drop
Internationally approved
High pulse resistance
Also available as holder system 425 with mounted fuse 420
CCCexemption for China Import

WebLinks

Further info see:

www.wickmanngroup.com

Further application infos see Fuseology:

www.wickmanngroup.com/download/fuseology.pdf

Specifications

Packaging

000: Blister tape 18 cm reel (1000 pcs.)
001: Blister tape 33 cm reel (5000 pcs.)
Tape width 12 mm

Materials

Housing: Ceramic
Element: Wire
Terminals: Copper alloy, silver plated

Operating Temperature

-55 °C to +125 °C (consider de-rating)

Climatic Category

-55 °C/+125 °C/21 days (IEC 60068-1,-2-1,-2-2,-2-78)

Stock Conditions

+10°C to +60°C
relative humidity ≤ 75 % yearly average,
without dew, maximum value for 30 days-95 %

Vibration Resistance

24 cycles at 15 min each (IEC 60068-2-6)
10 - 60 Hz at 0.75 mm amplitude
60 - 2000 Hz at 10 g acceleration

Solderability

235 °C, 3 s (IEC 60068-2-58)

Soldering Heat Resistance

260 °C, 10 s (IEC 60068-2-58)

Minimum Cross Section, Copper

Conducting path - 0.175 mm²
Thickness - 0.035 mm

Mounting

Avoid circuit traces below the fuse

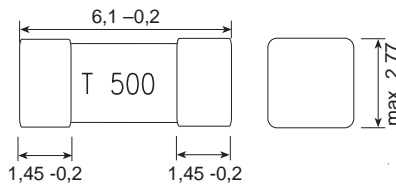
Marking

T, Current Rating

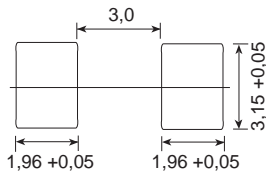
Unit Weight

0.23g (approx.)

Dimensions (mm)



Pad Layout



Limits for Pre-arcing Time

Rated Current	2.0 x I _N
500 mA ... 5.00 A	1 s ... 60 s



Permissible continuous operating current is ≤ 70% at ambient temperature of 23°C (73.4°F).

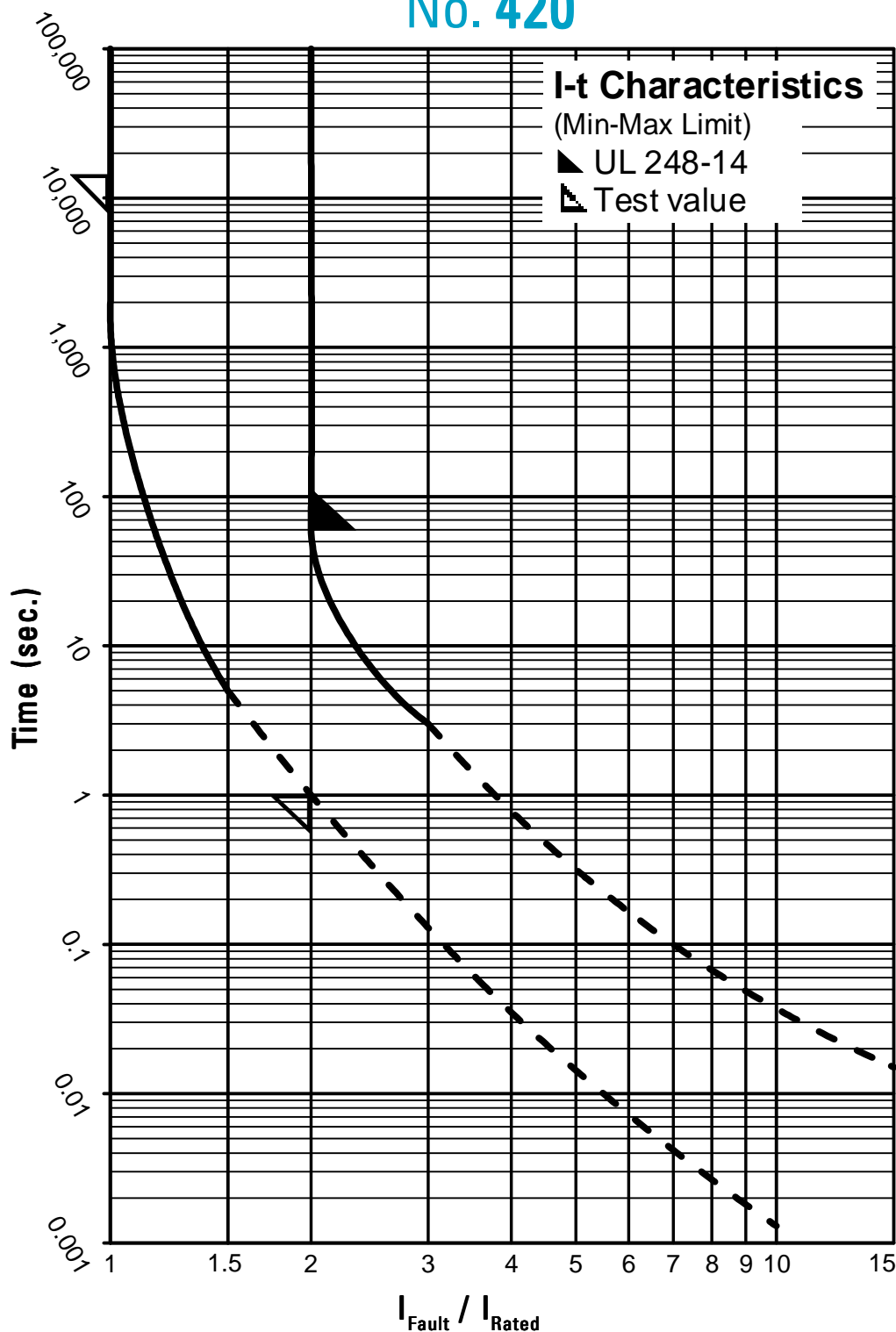
Rated Current	Amp code	Voltage Rating	Breaking Capacity	Voltage Drop 1.0 x I _N (W) typ. (mV)	Power Dissipation 1.0 x I _N (W) typ. (mW)	Melting Integral 10 x I _N (W) min. (A ² s) typ.		Approvals	
								cULus	CCCe
500mA	0500	125V		430	230	0.22	0.29	•	•
750mA	0750	125V	50 A / 125 V AC	300	270	0.75	1.0	•	•
1.00A	1100	125V	50-60Hz cos φ = 1.0	270	435	1.60	2.2	•	•
1.50A	1150	125V	50 A / 80 V DC	150	270	3.20	5.0	•	•
2.00A	1200	125V		165	380	5.50	6.8	•	•
2.50A	1250	125V		130	400	8.50	11.0	•	•
3.00A	1300	125V		125	450	11.0	14.5	•	•
3.50A	1350	125V	35 A / 125 V AC	112	512	21.0	28.0	•	•
4.00A	1400	125V	50-60 Hz; cos φ = 1.0	110	560	30.0	40.0	•	•
5.00A	1500	125V	50 A / 80 V DC	100	620	50.0	74.0	•	•

Order Information

Qty.	Order-Number	Series	Amp Code	Packaging
		420		

Specifications are subject to change without notice

No. 420



Contact WICKMANN for individual I-t curves