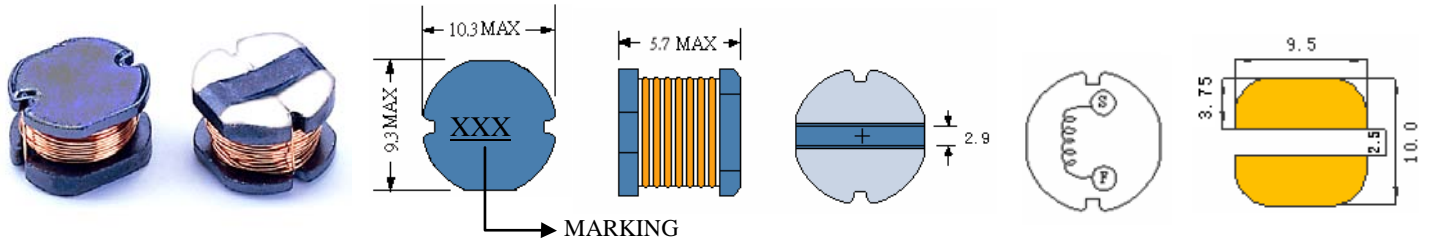


SC105

SMD POWER INDUCTORS



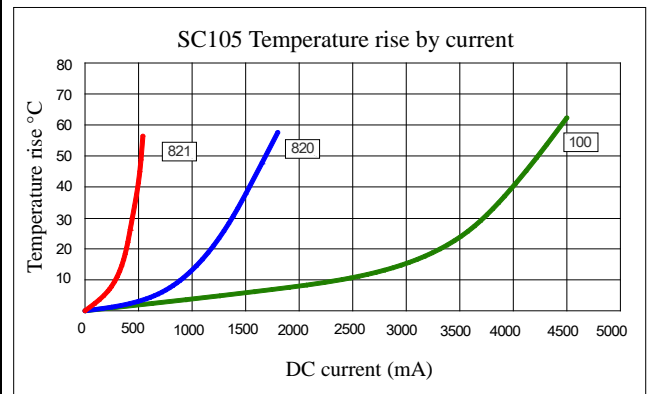
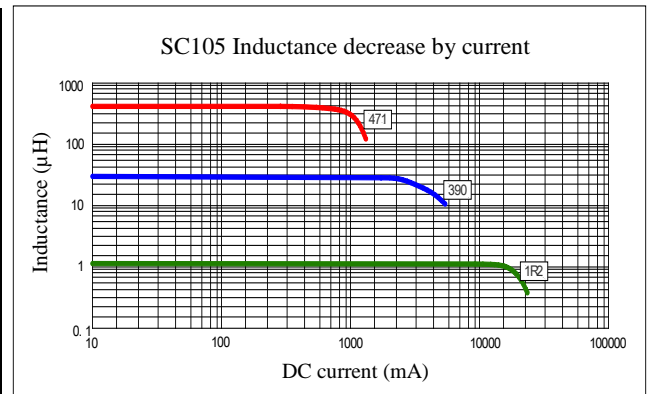
- Features

1. Open frame construction.

ELECTRICAL CHARACTERISTICS



Part Number	Inductance (uH) (1)	Test Frequency	DC Resistance (Ω MAX) (2)	Saturation Current ⁽³⁾ (A)	Temperature Current ⁽⁴⁾ (A)
SC105-100	10	2.52MHZ	0.06	2.60	3.60
SC105-120	12	2.52MHZ	0.07	2.45	3.30
SC105-150	15	2.52MHZ	0.08	2.27	3.00
SC105-180	18	2.52MHZ	0.09	2.15	2.60
SC105-220	22	2.52MHZ	0.10	1.95	2.40
SC105-270	27	2.52MHZ	0.11	1.76	2.30
SC105-330	33	2.52MHZ	0.12	1.50	2.16
SC105-390	39	2.52MHZ	0.14	1.37	2.00
SC105-470	47	2.52MHZ	0.17	1.28	1.80
SC105-560	56	2.52MHZ	0.19	1.17	1.60
SC105-680	68	2.52MHZ	0.22	1.11	1.50
SC105-820	82	2.52MHZ	0.25	1.00	1.40
SC105-101	100	1KHZ	0.35	0.97	1.30
SC105-121	120	1KHZ	0.40	0.89	1.20
SC105-151	150	1KHZ	0.47	0.78	1.05
SC105-181	180	1KHZ	0.63	0.72	1.00
SC105-221	220	1KHZ	0.73	0.66	0.90
SC105-271	270	1KHZ	0.97	0.57	0.78
SC105-331	330	1KHZ	1.15	0.52	0.68
SC105-391	390	1KHZ	1.30	0.48	0.56
SC105-471	470	1KHZ	1.48	0.42	0.48
SC105-561	560	1KHZ	1.90	0.33	0.46
SC105-681	680	1KHZ	2.25	0.28	0.45
SC105-821	820	1KHZ	2.55	0.24	0.43



- (1). Inductance tolerance $\pm 20\%$ tested at 0.25V, 0ADC and 25°C.
- (2). DCR measured at 25°C.
- (3). The DC current at which the inductance decreases by 10% from its initial value.
- (4). The DC current that results in a 40°C temperature rise from 25°C ambient.

[Click here for QUANTITY PER REEL & PACKING INFORMATION](#)

Custom versions available upon request.