

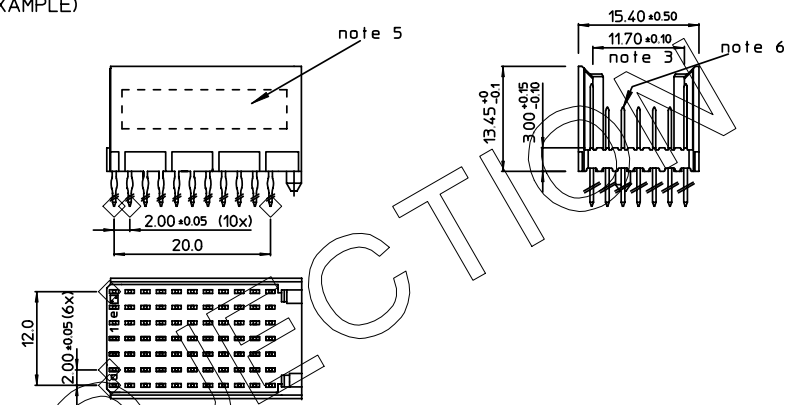
| | | | | | | | | | | | | | | | | | | | | | | | | | | | | | | | |
|----------|----|----|----|----|----|----|----|----|----|----|----|----|----|----|----|----|----|----|----|----|----|----|----|----|----|----|----|----|----|----|----|
| GEN. ST. | 01 | 02 | 03 | 04 | 05 | 06 | 07 | 08 | 0D | 50 | 60 | 70 | 80 | 90 | | | | | | | | | | | | | | | | | |
| INT. ST. | 10 | 11 | 12 | 13 | 14 | 18 | 20 | 31 | 32 | 33 | 34 | 38 | 39 | 40 | 42 | 43 | 44 | 45 | 46 | 48 | 56 | 70 | 72 | 73 | 75 | 76 | 81 | 82 | 83 | 84 | 88 |

| REV. | DATE | DESCRIPTION | BY | C'K'D' |
|------|------------|------------------------|-------|--------|
| A | 2001-09-14 | CONVERSION REVISION 01 | KN | |
| B | 2002-05-28 | EC B20086 | MF | |
| C | 2005-11-04 | 105-0216 | VIVEK | BKP |
| D | 2006-07-15 | 106-0112 | VIVEK | BKP |

LOADING PATTERN MATING SIDE

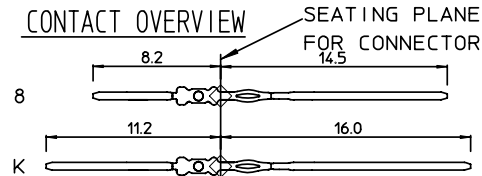
| | | | | | | | | | | |
|-----|---|---|---|---|---|---|---|---|---|---|
| f | K | K | K | K | K | K | K | K | K | K |
| e | 8 | 8 | 8 | 8 | 8 | 8 | 8 | 8 | 8 | 8 |
| d | 8 | 8 | 8 | 8 | 8 | 8 | 8 | 8 | 8 | 8 |
| c | 8 | 8 | 8 | 8 | 8 | 8 | 8 | 8 | 8 | 8 |
| b | 8 | 8 | 8 | 8 | 8 | 8 | 8 | 8 | 8 | 8 |
| a | 8 | 8 | 8 | 8 | 8 | 8 | 8 | 8 | 8 | 8 |
| z | K | K | K | K | K | K | K | K | K | K |
| SOB | 0 | 1 | 0 | 5 | 1 | 0 | | | | |

LOADED CONNECTOR ASSEMBLY
(FOR EXAMPLE)

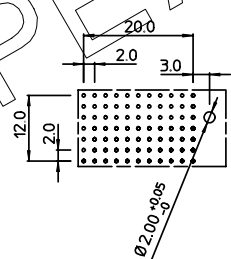


SHEET NR. : 826

CONTACT OVERVIEW



LAY-OUT P.C.B.-HOLE



LEAD FREE INDICATOR : LF = LEAD FREE
(DIGIT 15 & 16)

HM2P09PMJ1E4

PLATING CODE (DIGIT 13 AND 14)
(REF DWG No. BS,C ,201844,003)

NOTES:

1. THIS PRODUCT IS CSA APPROVED.
2. THIS PRODUCT IS UL RECOGNIZED.
3. MEASURED AT THE BOTTOM.
4. MATERIAL CONTACT: PHOSPHORBRONZE
HOUSING: CREAM WHITE GLASSFILLED
POLYESTER UL-94V0
5. CONNECTOR PRINTED WITH P/N AND DATE CODE.
6. FOR ACTUAL CONTACT LOADINGS, SEE LOADING PATTERN MATING SIDE.
7. SHAPE OF CONNECTOR HOUSING CAN ALTER DEPENDING ON PRODUCTION LOCATION.
8. THE PRODUCT (LF) MEETS EUROPEAN UNION DIRECTIVES AND OTHER COUNTRY REGULATIONS AS DESCRIBED IN GS-22-008
9. FOR RECOMMENDED PTH DIMENSIONS REFER DRAWING : BS,A ,201572.001

EUROPEAN PROJECTING

| | | | | |
|---|--|---------------------------|------------------------|--|
| 1DEC ±0,2 2DEC ±0,1 ANGLES ±1° | APPR. DRAFT CHECKED | DATE 1999-05-03 | SIGN. M.Frel | LOADING PATTERN OVERVIEW CAT. No. HM2P09PMJ1E4---- |
| WE RESERVE THE RIGHT TO CHANGE DIMENSIONS OR REQUIREMENTS WITHOUT PRIOR NOTICE. | PROD. MGR. PR. ENG. MGR. PR. MGT. MGR. | | | SCALE www.fciconnect.com |
| ALL DIMENSIONS IN MM | REFERENCES | | | BS,C ,201843,735 DRAWING No. CUSTOMER DRAWING REVISION |

THIS IS OUR EXCLUSIVE PROPERTY. IT IS NOT TO BE COPIED, REPRINTED OR DISCLOSED TO A THIRD PARTY, NOR USED FOR MANUFACTURING WITHOUT OUR WRITTEN CONSENT, AND HAS TO BE RETURNED TO US IN CASE OF NO USAGE

DIT IS ONZE EIGENDOM EN MAG NOCH NAGEHAKT. VERDUKT, OVERGEHAKT AAN DERDEN, NOCH VOOR FABRIKATIE GEBRUIKT WORDEN, ZONDER ONZE SCHRIFTELIJKE TOELATING. BIJ NIET GEBRUIK IS TERUGZENDING VERPLICHT.