

Printed-circuit board connector - MC 1,5/ 4-GF-3,81 P26 THR - 1722176

Please be informed that the data shown in this PDF Document is generated from our Online Catalog. Please find the complete data in the user's documentation. Our General Terms of Use for Downloads are valid (<http://phoenixcontact.com/download>)

Header, Nominal current: 8 A, Rated voltage (III/2): 160 V, Number of positions: 4, Pitch: 3.81 mm, Color: black, Contact surface: Tin, Assembly: SMD/THT/THR



Product Features

- Low-profile THR headers with a compact pitch
- Pitch: 3.81 mm
- Plug-in direction parallel to the PCB
- Use in SMT reflow processes



Key commercial data

| | |
|--------------------------------------|----------|
| Packing unit | 1 pc |
| Minimum order quantity | 100 pc |
| Weight per Piece (excluding packing) | 2.2 GRM |
| Custom tariff number | 85366990 |
| Country of origin | Germany |

Technical data

Dimensions

| | |
|----------------|--------------|
| Length | 9.2 mm |
| Pitch | 3.81 mm |
| Dimension a | 11.43 mm |
| Pin dimensions | 0,8 x 0,8 mm |
| Hole diameter | 1.4 mm |

General

| | |
|-----------------------------|-------------------|
| Range of articles | MC 1,5/...-GF-THR |
| Insulating material group | IIIa |
| Rated surge voltage (III/3) | 2.5 kV |

Printed-circuit board connector - MC 1,5/ 4-GF-3,81 P26 THR - 1722176

Technical data

General

| | |
|---|--------|
| Rated surge voltage (III/2) | 2.5 kV |
| Rated surge voltage (II/2) | 2.5 kV |
| Rated voltage (III/3) | 160 V |
| Rated voltage (III/2) | 160 V |
| Rated voltage (II/2) | 250 V |
| Connection in acc. with standard | EN-VDE |
| Nominal current I _N | 8 A |
| Insulating material | LCP |
| Inflammability class according to UL 94 | V0 |
| Color | black |
| Number of positions | 4 |

Classifications

eCl@ss

| | |
|------------|----------|
| eCl@ss 4.0 | 272607xx |
| eCl@ss 4.1 | 27260701 |
| eCl@ss 5.0 | 27260701 |
| eCl@ss 5.1 | 27260701 |
| eCl@ss 6.0 | 27260704 |
| eCl@ss 7.0 | 27440402 |
| eCl@ss 8.0 | 27440402 |

ETIM

| | |
|----------|----------|
| ETIM 3.0 | EC001121 |
| ETIM 4.0 | EC002637 |
| ETIM 5.0 | EC002637 |

UNSPSC

| | |
|---------------|----------|
| UNSPSC 6.01 | 30211810 |
| UNSPSC 7.0901 | 39121409 |
| UNSPSC 11 | 39121409 |
| UNSPSC 12.01 | 39121409 |
| UNSPSC 13.2 | 39121409 |

Approvals

Approvals

Printed-circuit board connector - MC 1,5/ 4-GF-3,81 P26 THR - 1722176

Approvals

Approvals

UL Recognized / cUL Recognized / GOST / GOST / cULus Recognized

Ex Approvals

Approvals submitted

Approval details

| | | |
|--------------------|-------|-------|
| UL Recognized | | |
| | B | D |
| Nominal current IN | 8 A | 8 A |
| Nominal voltage UN | 300 V | 300 V |

| | | |
|--------------------|-------|-------|
| cUL Recognized | | |
| | B | D |
| Nominal current IN | 8 A | 8 A |
| Nominal voltage UN | 300 V | 300 V |

| | | |
|------|--|--|
| GOST | | |
|------|--|--|

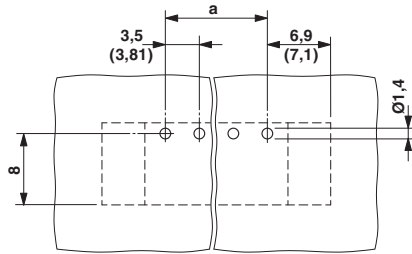
| | | |
|------|--|--|
| GOST | | |
|------|--|--|

| | | |
|------------------|--|--|
| cULus Recognized | | |
|------------------|--|--|

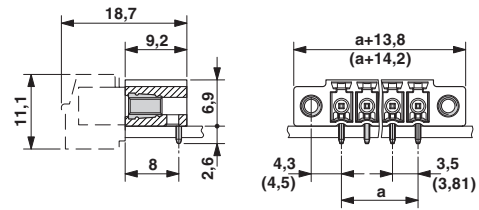
Drawings

Printed-circuit board connector - MC 1,5/ 4-GF-3,81 P26 THR - 1722176

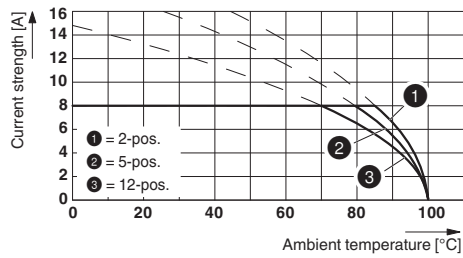
Drilling diagram



Dimensioned drawing



Diagram



Type: FK-MCP 1,5/...-STF-3,81 with MC 1,5/...-GF-3,81 P... THR