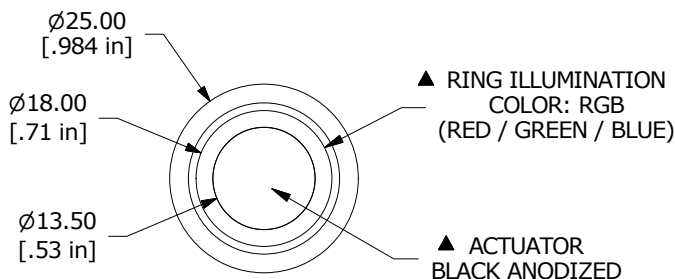



Recommended PANEL CUTOUT
MAX. PANEL THICKNESS 8mm

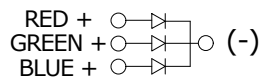
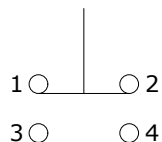


▲ RING ILLUMINATION
COLOR: RGB
(RED / GREEN / BLUE)

▲ ACTUATOR
BLACK ANODIZED

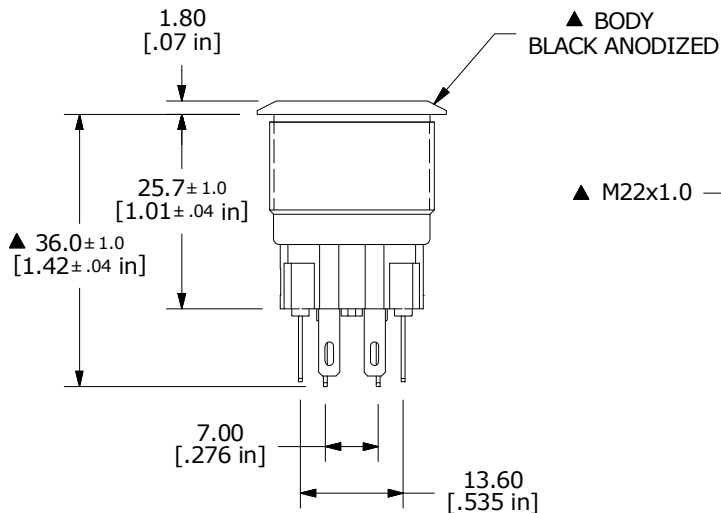


| SWITCH FUNCTION | |
|-----------------|-----------|
| POS. 1 | POS. 2 |
| | |
| 1-2 ON | 1-2 (OFF) |
| 3-4 OFF | 3-4 (ON) |



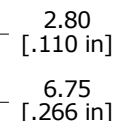
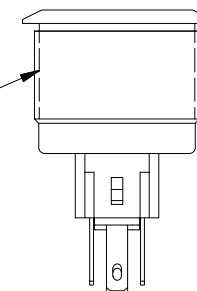
▲ SPDT ON-(OFF) / OFF-(ON)
CONTACT CONFIGURATION
() DENOTES MOMENTARY FUNCTION

() MOMENTARY FUNCTION



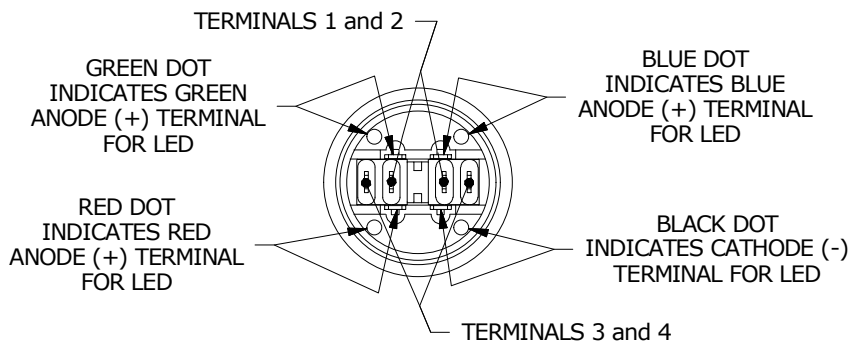
▲ BODY
BLACK ANODIZED

▲ M22x1.0



NOTE:

- ALL DIMENSIONS IN MM [INCH]
- GENERAL TOLERANCE: X.X = ± 0.4
X.XX = ± 0.25
- TERMINAL NOS. FOR REF. ONLY
- RATING: 2A @ 48VDC
- CONTACT RESISTANCE: 50mΩ MAX. @ 1A 12VDC
- INSULATION RESISTANCE: 1,000MΩ @ 500VDC
- DIELECTRIC STRENGTH: 2,000VAC MIN. FOR 1 MINUTE
- ELECTRICAL LIFE: 50,000 CYCLES
- OPERATING TEMPERATURE: -20°C to 55°C
- ACTUATION FORCE: 4N
- TRAVEL: 2.2mm
- INGRESS PROTECTION: IP65
- ▲ DENOTES CRITICAL PARAMETER
- 2011/65/EU (ROHS) COMPLIANT
- ▲ HARDWARE INCLUDED (NOT SHOWN) HEX NUT AND O-RING
- ▲ ILLUMINATION VOLTAGE: 12V



| | | | | |
|-----|--------|---------------------------------|---------|----|
| C | 22823 | update terminal callout | 4/27/17 | MW |
| B | 22523 | UPDATE ACTUATOR AND BODY FINISH | 9/22/16 | MW |
| A | 22421 | New Release | 8/3/16 | rc |
| REV | PCR NO | DESCRIPTION | DATE | BY |



| | | | | |
|---------------------|---------------|-------|---------------------|-------|
| TITLE PV7F2Y011-3R4 | | | | |
| SCALE 1:1 | DATE 8/3/2016 | DR rc | DWG 52-PV7F2Y0113R4 | REV C |

THE INFORMATION CONTAINED IN THIS DOCUMENT IS PROPRIETARY TO E-SWITCH AND IS NOT TO BE COPIED OR TRANSFERRED