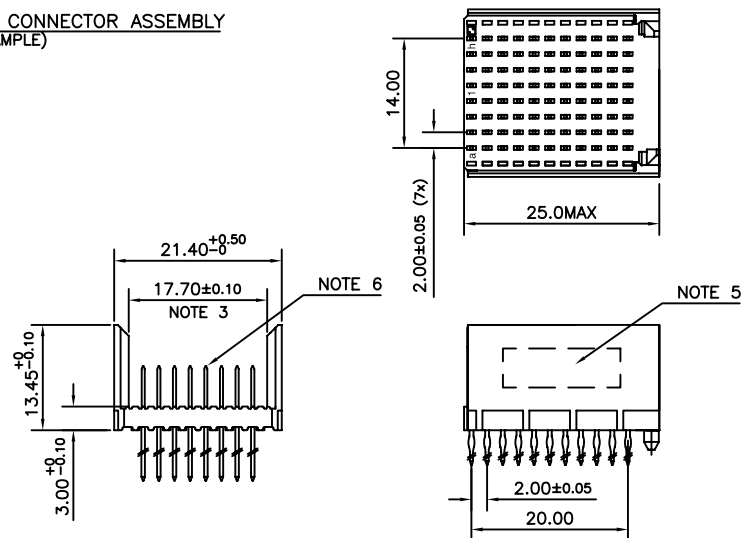


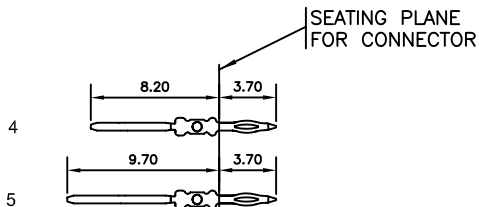
LOADING PATTERN MATING SIDE

y	0	0	0	0	0	0	0	0	0	0
h	4	4	4	4	4	4	4	4	4	4
g	4	4	4	4	4	4	4	4	4	4
f	4	4	4	4	4	4	4	4	4	4
e	4	4	4	4	4	4	4	4	4	4
d	4	4	4	4	4	4	4	4	4	4
c	4	4	4	4	4	4	4	4	4	4
b	4	4	4	4	4	4	4	4	4	4
a	4	4	4	4	4	4	5	5	5	5
z	0	0	0	0	0	0	0	0	0	0
POS	1	0	5	0	0	0	0	0	0	0

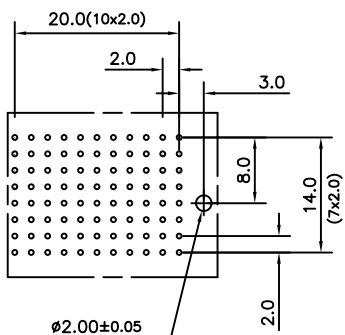
LOADED CONNECTOR ASSEMBLY
(FOR EXAMPLE)



CONTACT OVERVIEW



LAY-OUT P.C.B.-HOLE



HM2P89PDK180-
LEAD FREE INDICATOR : LF = LEAD FREE (DIGIT 15 & 16)
PLATING CODE (DIGIT 13 AND 14)
(REF DRW NO. BS,C , 201844 , 003)

NOTES

1. THIS PRODUCT IS CSA APPROVED.
 2. THIS PRODUCT IS UL RECOGNIZED.
 3. MEASURED AT THE BOTTOM.
 4. MATERIAL CONTACT: PHOSPHORBRONZE
HOUSING: CREAM WHITE GLASS FILLED POLYESTER UL-94V0
 5. CONNECTOR PRINTED WITH P/N AND DATE CODE.
 6. FOR ACTUAL CONTACT LOADINGS, SEE LOADING PATTERN MATING SIDE.
 7. SHAPE OF CONNECTOR HOUSING CAN ALTER DEPENDING ON PRODUCTION LOCATION
 8. THE PRODUCT (LF) MEETS EUROPEAN UNION DIRECTIVES AND OTHER COUNTRY REGULATIONS AS DESCRIBED IN GS-22-008
 9. FOR RECOMMENDED PTH DIMENSIONS REFER DRAWING : BS, A , 201572 , 001
- CATALOG NO: HM2P89PDK180----

mat'l. code SEE NOTE 4		surface ISO 1302		tolerance ISO 406 ISO 1101		projection MM		product family MILLIPACS	
ltr	ecn no	dr	date	tolerances unless otherwise specified		MM		title MPACS 8+2R STR HDR PF CONN TYPE F	
A	110-0104	MINI	2010-04-28	angles	linear	scale		dwg no BS, C , 203028,912	
				0°±1°				sheet 1 of 1 size A3	
				dr	MINI K VANDANATH	2010-04-28		type Product Customer Drawing	
				enr	ALEX BABU	2010-04-28			
				chr	ALEX BABU	2010-04-28			
				appd	ALEX BABU	2010-04-28			
sheet index	revision sheet	A	1						

FCI
FCIconnect.com

Copyright FCI