

Installation level terminal block - UTI 2,5-L/LB - 3076033

Please be informed that the data shown in this PDF Document is generated from our Online Catalog. Please find the complete data in the user's documentation. Our General Terms of Use for Downloads are valid (<http://phoenixcontact.com/download>)




Installation level terminal block, Screw connection, Cross section: 0.2 mm² - 4 mm², AWG: 24 - 12, Width: 5.2 mm, Color: gray, Mounting type: NS 35/7,5, NS 35/15

Why buy this product

- The installation terminal block features a particularly low-profile design and is suitable for wiring in flat installation distributors

Key Commercial Data

| | |
|--------------|---|
| Packing unit | 50 STK |
| GTIN |  4 046356 643979 |
| GTIN | 4046356643979 |

Technical data

General

| | |
|---|---|
| Number of levels | 3 |
| Number of connections | 4 |
| Nominal cross section | 4 mm ² |
| Color | gray |
| Insulating material | PA |
| Flammability rating according to UL 94 | V0 |
| Maximum load current | 30 A (with 4 mm ² conductor cross section and 3-pos. terminal block) 16 A (Upper level) |
| Rated surge voltage | 4 kV 6 kV |
| Degree of pollution | 3 |
| Overvoltage category | III |
| Insulating material group | I |
| Maximum power dissipation for nominal condition | 1.02 W (the value is multiplied when connecting multiple levels) |
| Nominal current I _N | 24 A (with 4 mm ² conductor cross section) |

Installation level terminal block - UTI 2,5-L/LB - 3076033

Technical data

General

| | |
|---|---|
| Maximum load current | 30 A (with 4 mm ² conductor cross section and 3-pos. terminal block) |
| Nominal voltage U _N | 400 V (phase conductor/phase conductor) |
| Nominal current I _N (upper level) | 16 A (with 4 mm ² conductor cross section) |
| Maximum load current (upper level) | 16 A (with 4 mm ² conductor cross section) |
| Open side panel | Yes |
| Shock protection test specification | DIN EN 50274 (VDE 0660-514):2002-11 |
| Back of the hand protection | guaranteed |
| Finger protection | guaranteed |
| Result of surge voltage test | Test passed |
| Surge voltage test setpoint | 7.3 kV |
| Result of power-frequency withstand voltage test | Test passed |
| Power frequency withstand voltage setpoint | 1.89 kV |
| Result of the test for mechanical stability of terminal points (5 x conductor connection) | Test passed |
| Result of bending test | Test passed |
| Bending test rotation speed | 10 rpm |
| Bending test turns | 135 |
| Bending test conductor cross section/weight | 0.2 mm ² / 0.2 kg |
| | 2.5 mm ² / 0.7 kg |
| | 4 mm ² / 0.9 kg |
| Tensile test result | Test passed |
| Conductor cross section tensile test | 0.2 mm ² |
| Tractive force setpoint | 10 N |
| Conductor cross section tensile test | 2.5 mm ² |
| Tractive force setpoint | 50 N |
| Conductor cross section tensile test | 4 mm ² |
| Tractive force setpoint | 60 N |
| Result of tight fit on support | Test passed |
| Tight fit on carrier | NS 35 |
| Setpoint | 1 N |
| Result of voltage-drop test | Test passed |
| Requirements, voltage drop | ≤ 3.2 mV |
| Result of temperature-rise test | Test passed |
| Short circuit stability result | Test passed |
| Conductor cross section short circuit testing | 2.5 mm ² |
| Short-time current | 0.3 kA |
| Conductor cross section short circuit testing | 4 mm ² |
| Short-time current | 0.48 kA |
| Result of thermal test | Test passed |
| Proof of thermal characteristics (needle flame) effective duration | 30 s |
| Oscillation, broadband noise test result | Test passed |

Installation level terminal block - UTI 2,5-L/LB - 3076033

Technical data

General

| | |
|---|--|
| Test specification, oscillation, broadband noise | DIN EN 50155 (VDE 0115-200):2008-03 |
| Test spectrum | Service life test category 2, bogie mounted |
| Test frequency | $f_1 = 5 \text{ Hz}$ to $f_2 = 250 \text{ Hz}$ |
| ASD level | 6.12 (m/s ²) ² /Hz |
| Acceleration | 3.12 g |
| Test duration per axis | 5 h |
| Test directions | X-, Y- and Z-axis |
| Shock test result | Test passed |
| Test specification, shock test | DIN EN 50155 (VDE 0115-200):2008-03 |
| Shock form | Half-sine |
| Acceleration | 30g |
| Shock duration | 18 ms |
| Number of shocks per direction | 3 |
| Test directions | X-, Y- and Z-axis (pos. and neg.) |
| Relative insulation material temperature index (Elec., UL 746 B) | 130 °C |
| Temperature index of insulation material (DIN EN 60216-1 (VDE 0304-21)) | 125 °C |
| Static insulating material application in cold | -60 °C |
| Behavior in fire for rail vehicles (DIN 5510-2) | Test passed |
| Flame test method (DIN EN 60695-11-10) | V0 |
| Oxygen index (DIN EN ISO 4589-2) | >32 % |
| NF F16-101, NF F10-102 Class I | 2 |
| NF F16-101, NF F10-102 Class F | 2 |
| Surface flammability NFPA 130 (ASTM E 162) | passed |
| Specific optical density of smoke NFPA 130 (ASTM E 662) | passed |
| Smoke gas toxicity NFPA 130 (SMP 800C) | passed |
| Calorimetric heat release NFPA 130 (ASTM E 1354) | 27,5 MJ/kg |
| Fire protection for rail vehicles (DIN EN 45545-2) R22 | HL 1 - HL 3 |
| Fire protection for rail vehicles (DIN EN 45545-2) R23 | HL 1 - HL 3 |
| Fire protection for rail vehicles (DIN EN 45545-2) R24 | HL 1 - HL 3 |
| Fire protection for rail vehicles (DIN EN 45545-2) R26 | HL 1 - HL 3 |

Dimensions

| | |
|------------------|---------|
| Width | 5.2 mm |
| Length | 93.5 mm |
| Height NS 35/7,5 | 51.5 mm |
| Height NS 35/15 | 59 mm |

Connection data

| | |
|------------------------------------|--|
| Note | Please observe the current carrying capacity of the DIN rails. |
| Conductor cross section solid min. | 0.2 mm ² |
| Conductor cross section solid max. | 4 mm ² |

Installation level terminal block - UTI 2,5-L/LB - 3076033

Technical data

Connection data

| | |
|---|----------------------|
| Conductor cross section flexible min. | 0.2 mm ² |
| Conductor cross section flexible max. | 4 mm ² |
| Conductor cross section AWG min. | 24 |
| Conductor cross section AWG max. | 12 |
| Conductor cross section flexible, with ferrule without plastic sleeve min. | 0.25 mm ² |
| Conductor cross section flexible, with ferrule without plastic sleeve max. | 2.5 mm ² |
| Conductor cross section flexible, with ferrule with plastic sleeve min. | 0.25 mm ² |
| Conductor cross section flexible, with ferrule with plastic sleeve max. | 2.5 mm ² |
| 2 conductors with same cross section, solid min. | 0.2 mm ² |
| 2 conductors with same cross section, solid max. | 1.5 mm ² |
| 2 conductors with same cross section, stranded min. | 0.2 mm ² |
| 2 conductors with same cross section, stranded max. | 1.5 mm ² |
| 2 conductors with same cross section, stranded, ferrules without plastic sleeve, min. | 0.25 mm ² |
| 2 conductors with same cross section, stranded, ferrules without plastic sleeve, max. | 0.75 mm ² |
| 2 conductors with same cross section, stranded, TWIN ferrules with plastic sleeve, min. | 0.5 mm ² |
| 2 conductors with same cross section, stranded, TWIN ferrules with plastic sleeve, max. | 0.75 mm ² |
| Connection method | Screw connection |
| Stripping length | 9 mm |
| Internal cylindrical gage | A3 |
| Screw thread | M3 |
| Tightening torque, min | 0.5 Nm |
| Tightening torque max | 0.6 Nm |

Standards and Regulations

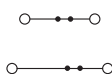
| | |
|--|-----|
| Connection in acc. with standard | CSA |
| Flammability rating according to UL 94 | V0 |

Environmental Product Compliance

| | |
|------------|---|
| China RoHS | Environmentally Friendly Use Period = 50 |
| | For details about hazardous substances go to tab "Downloads", Category "Manufacturer's declaration" |

Drawings

Circuit diagram



Installation level terminal block - UTI 2,5-L/LB - 3076033

Approvals

Approvals

Approvals

CSA / UL Recognized / VDE Zeichengenehmigung / IECCEB Scheme / EAC / cUL Recognized / cULus Recognized

Ex Approvals

Approval details

| | | | |
|--------------------------------|-------|---|-------|
| CSA | | http://www.csagroup.org/services/testing-and-certification/certified-product-listing/ | 13631 |
| | B | C | D |
| mm ² /AWG/kcmil | 24-12 | 24-12 | 24-12 |
| Nominal current I _N | 20 A | | |
| Nominal voltage U _N | 300 V | 150 V | 300 V |

| | | | |
|--------------------------------|-------|---|--------------|
| UL Recognized | | http://database.ul.com/cgi-bin/XYV/template/LISEXT/1FRAME/index.htm | FILE E 60425 |
| | B | D | |
| mm ² /AWG/kcmil | 26-12 | 26-12 | |
| Nominal current I _N | 20 A | 10 A | |
| Nominal voltage U _N | 300 V | 300 V | |


| | | | |
|--------------------------------|--|---|----------|
| VDE Zeichengenehmigung | | http://www.vde.com/en/Institute/OnlineService/VDE-approved-products/Pages/Online-Search.aspx | 40040774 |
| Nominal current I _N | | 21 A | |
| Nominal voltage U _N | | 400 V | |


| | | | |
|-----------------|--|---|--------------|
| IECEE CB Scheme | | http://www.iecee.org/ | DE1-54619/M1 |
|-----------------|--|---|--------------|

| | | |
|-----|--|---------------------|
| EAC | | 7500651.22.01.00246 |
|-----|--|---------------------|

Installation level terminal block - UTI 2,5-L/LB - 3076033

Approvals

| | | | |
|--------------------------------|---|---|--------------|
| cUL Recognized |  | http://database.ul.com/cgi-bin/XYV/template/LISEXT/1FRAME/index.htm | FILE E 60425 |
| | B | D | |
| mm ² /AWG/kcmil | 26-12 | 26-12 | |
| Nominal current I _N | 20 A | 10 A | |
| Nominal voltage U _N | 300 V | 300 V | |

| | | |
|------------------|---|---|
| cULus Recognized |  | http://database.ul.com/cgi-bin/XYV/template/LISEXT/1FRAME/index.htm |
|------------------|---|---|

Phoenix Contact 2017 © - all rights reserved
<http://www.phoenixcontact.com>

PHOENIX CONTACT GmbH & Co. KG
Flachsmarktstr. 8
32825 Blomberg
Germany
Tel. +49 5235 300
Fax +49 5235 3 41200
<http://www.phoenixcontact.com>