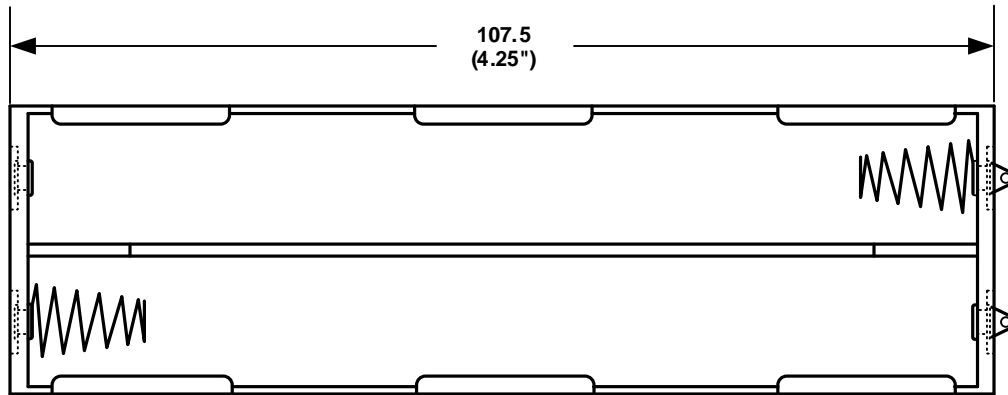
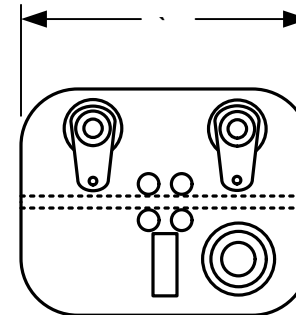
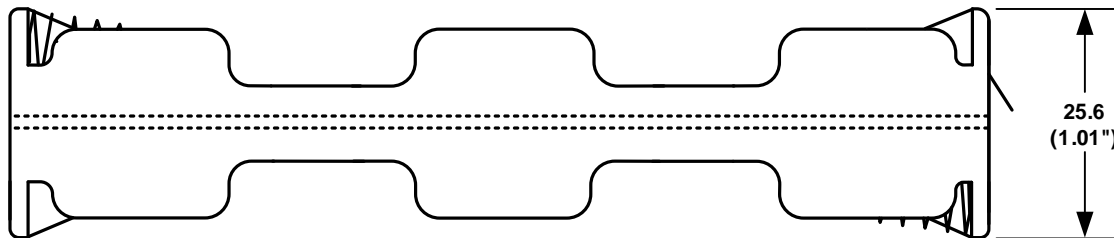


| DATE | SYM | REVISION RECORD | AUTH | DR. | CK. |
|---------|-----|------------------------|------|------|-----|
| 9/10/06 | A | ADDED "ROHS COMPLIANT" | T.B. | B.S. | |
| 1/12/08 | B | RANGE WAS "RANGEE" | T.B. | B.S. | |
| | | | | | |



ORDERING CODE BH28AA

SOLDER LUGS = L
 (6") WIRE LEADS = W
 9 VOLT TYPE SNAPS = SF




SOLDER LUGS SHOWN ABOVE

SPECIFICATIONS :

Plastic material - polypropylene
 Flammability Rating-UL94 HB, UL File No. E216959
 Temperature Range: -10°C to +100°C
 Springs - nickel plated spring steel
 Wire - 152.4 mm Long 26 AWG, UL1007, CSA - TR-64, 300V, 80° C.
 Rivets - Brass, nickel plated
 9 Volts Snaps - Brass, nickel plated
 Contact Resistance: Under 50m Ω for +/- contacts per EIA-540J000
 ROHS COMPLIANT

Note: Dimensions in mm. (inches)

| | | | |
|--------------------------------------------|------------------------------------------------------------------------------------------------------------------------------------------------------------------------------------|----------------------------------|--|
| TOLERANCES (EXCEPT AS NOTED) |  Memory Protection Devices, Inc. 200 Broad Hollow Road, Farmingdale, New York 11735 | | |
| DECIMAL + .5 (.020") - .5 (.020") | SCALE NONE | DRAWN BY S.C. | |
| FRACTIONAL + .8 (.030") - .8 (.030") | TITLE EIGHT "AA" CELL HOLDER | | |
| ANGULAR + 3° - 3° | DATE 1/12/2008 | DRAWING NUMBER BH28AAL | |
| APPROVED BY | | | |