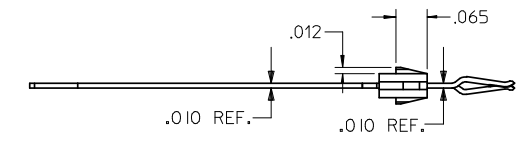
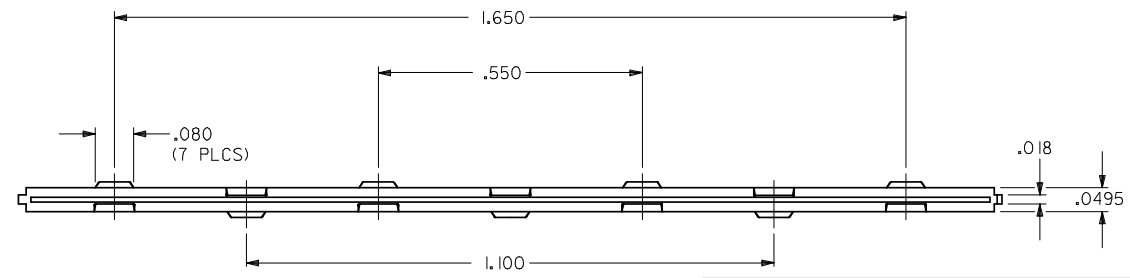
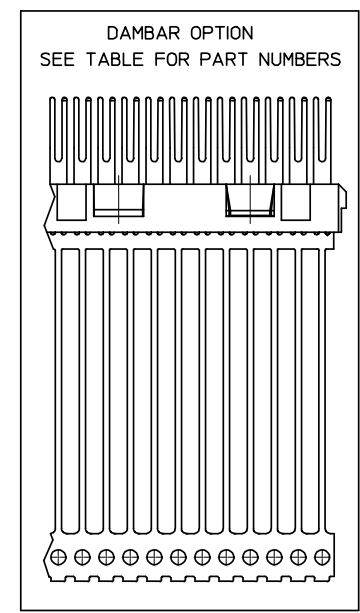
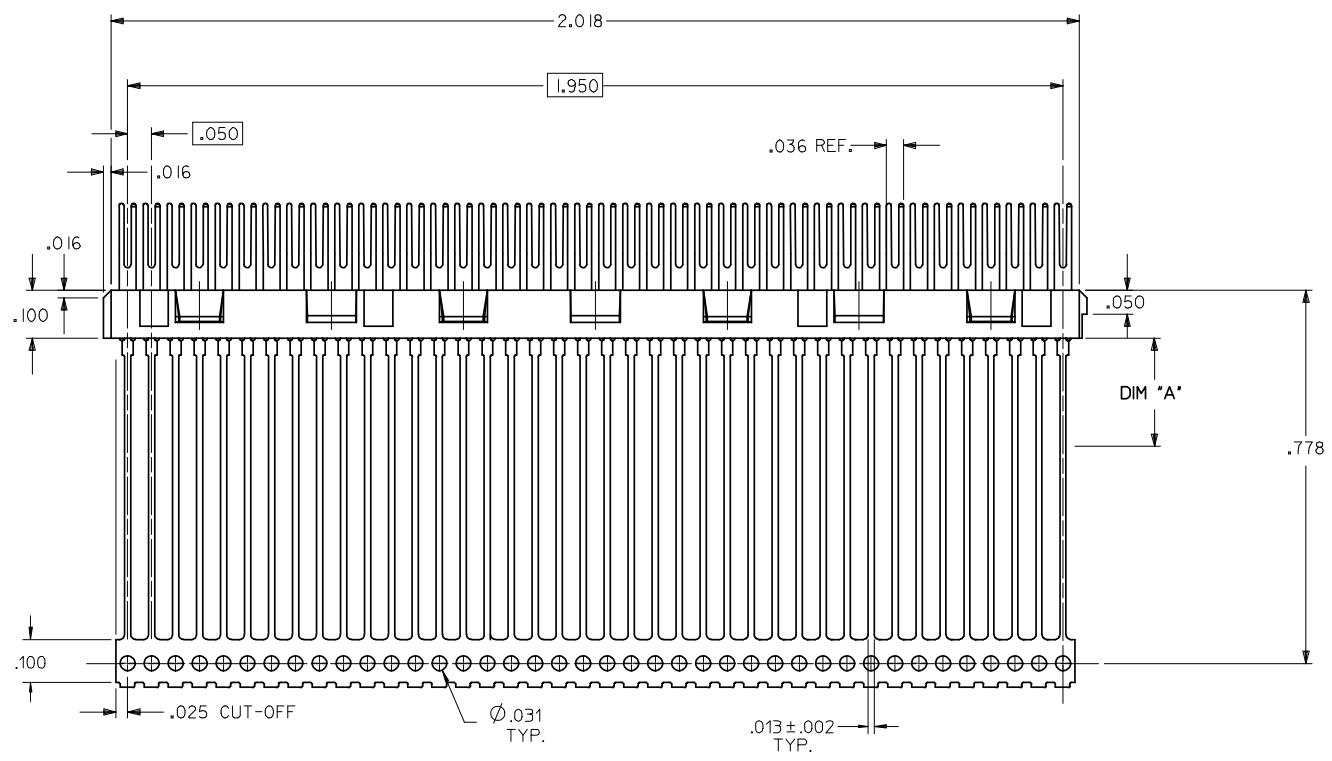


PART NUMBER	ENGINEERING NUMBER	DAMBAR OPTION	DIM "A"	PLATING (TERMINATION END ONLY)
051-24-1020	70985-4000	YES	N/A	.000030/(0.00076) MINIMUM GOLD OVER .000150/(0.00381) MINIMUM NICKEL IN CONTACT AREA, .000100/(0.00254) MINIMUM MATTE TIN ON TAIL OVER .000050/(0.00127) MINIMUM NICKEL OVERALL
051-24-1022	70985-4001	NO	N/A	.000030/(0.00076) MINIMUM GOLD OVER .000150/(0.00381) MINIMUM NICKEL IN CONTACT AREA, .000100/(0.00254) MINIMUM MATTE TIN ON TAIL OVER .000050/(0.00127) MINIMUM NICKEL OVERALL
70985-4006	70985-4006	NO	.132	.000030/(0.00076) MINIMUM GOLD OVER .000150/(0.00381) MINIMUM NICKEL IN CONTACT AREA, .000100/(0.00254) MINIMUM MATTE TIN ON TAIL OVER .000050/(0.00127) MINIMUM NICKEL OVERALL



- NOTES:
- 1) INSULATOR: GLASS FILLED POLYMER, U.L. 94 V-0, COLOR: BLACK  
TERMINAL: COPPER ALLOY, THICKNESS: .010/(0.254)
  - 2) PLATING: SEE TABLE
  - 3) PRODUCT CONFORMS TO PS-71626.
  - 4) PACKAGE PER PK-70873-0233.
  - 5) PART COMPLIES WITH CLASS C OF COSMETIC SPECIFICATION PS-45499-002.

INITIAL RELEASE EC NO: UCP2008-2713 DRWN:BSMART 2008/05/28 CHKD:DMORGAN 2008/06/26 APPR:SMILLER 2008/06/27	QUALITY SYMBOLS ▼=0 ▽=0	GENERAL TOLERANCES (UNLESS SPECIFIED)		DIMENSION STYLE IN/MM	SCALE DESIGN UNITS INCH	THIRD ANGLE PROJECTION
		4 PLACES ± --- ± --- 3 PLACES ± --- ± .010 2 PLACES ± --- ± --- 1 PLACE ± --- ± ---	DRAWN BY BSMART	DATE 05/02/2008	TITLE 40 CKT INSERT MOLDED CONTACTS SALES DRAWING	
		ANGULAR ±1/2°	CHECKED BY BBARKER	DATE 05/02/2008	MOLEX INCORPORATED	
		DRAFT WHERE APPLICABLE MUST REMAIN WITHIN DIMENSIONS	APPROVED BY SMILLER	DATE 05/02/2008	DOCUMENT NO. SD-70985-001	
A	REV	MATERIAL NO. SEE TABLE	SHEET NO. 1 OF 1	THIS DRAWING CONTAINS INFORMATION THAT IS PROPRIETARY TO MOLEX INCORPORATED AND SHOULD NOT BE USED WITHOUT WRITTEN PERMISSION		