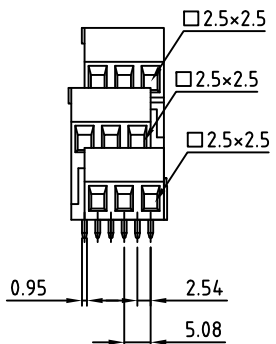
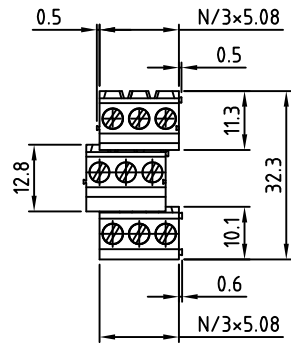
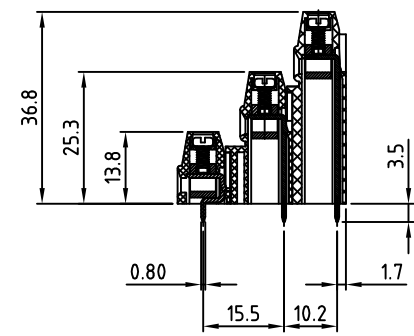


SIGN	DATE	DESCRIPTION	APPROVER

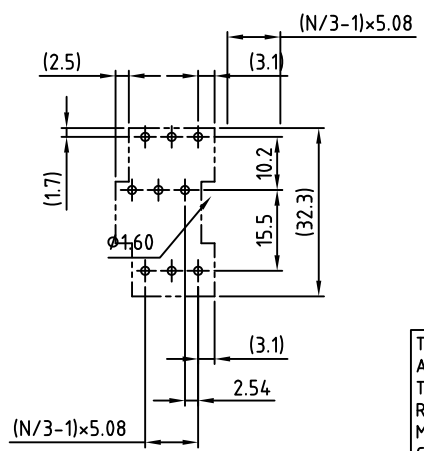
THIS IS CAD DRAWING, DO NOT REVISE MANUALLY!!!



N=Number of poles



P.C.B LAYOUT



Material

- Terminal body
- (metal housing): Brass(CuZn)
- Terminal screw: Steel Zinc plating "-" slot type
- Contacts: Brass
- Surface of solder tail: Tin plated
- Insulator (housing): Thermoplastic (UL94V-0)

Electrical

- Voltage rating: 300VAC
- Current rating: 10A
- Wire range:
 - Solid wire(AWG): 12-24
 - Stranded wire(AWG): 12-24
- Torque(Lb-In): 3.5
- Screw: M2.5
- Wire strip length: 6-7mm
- Withstanding Voltage: 1.6KV
- Operating temperature: -30°C to +105°C
- Soldering temperature: 250°C±10°C/5 Sec
- Safety Approval: US

RoHS Compliant

PART NUMBER:

OSTYNXX2150

- | | |
|----------------|---------------------|
| No. of Poles | COLOR |
| 06: 3x02 Poles | 0: Black |
| 09: 3x03 Poles | 5: Green (Standard) |
| : | 6: Blue |
| 72: 3x24 Poles | 8: Grey |



THESE DRAWINGS AND SPECIFICATIONS ARE THE PROPERTY OF ON-SHORE TECHNOLOGY, INC. AND SHALL NOT BE REPRODUCED, COPIED OR USED IN ANY MANNER WITHOUT THE PRIOR WRITTEN CONSENT OF ON-SHORE TECHNOLOGY, INC.

TITLE		OSTYN 5.08mm Series	
PART NO.	OSTYNXX2150	DWG NO.	OSTYNXX2150.DWG
APPROVED	CHECKED	DESIGNED	DRAWN
Shi Jun 2006.10.20	Shi Jun 2006.10.20	xionghaitao 2006.10.20	xionghaitao 2006.10.20
SHEET: 01/01		Tolerance	
		UNIT: mm	X. ±0.50
		SCALE: NONE	X.X ±0.30
		REV: D	X.XX ±0.10
			X° ±1°