

IB IL 24 DO 32/HD

Order No.: 2860934


The illustration shows the version IB IL 24 Do 32/HD-PAC



<http://eshop.phoenixcontact.de/phoenix/treeViewClick.do?UID=2860934>

Inline digital output terminal block, without accessories, 32 outputs, 24 V DC, 500 mA, single-wire connection method



Commercial data	
GTIN (EAN)	 4 017918 907587
sales group	K411
Pack	1 pcs.
Customs tariff	85389091
Catalog page information	Page 67 (AX-2007)

Product notes

WEEE/RoHS-compliant since:
10/28/2008



<http://www.download.phoenixcontact.com>
Please note that the data given here has been taken from the online catalog. For comprehensive information and data, please refer to the user documentation. The General Terms and Conditions of Use apply to Internet downloads.

Technical data

Interface	
Name	INTERBUS local bus
Type of connection	Inline data jumper
Transmission speed	500 kBaud

Digital outputs

Output name	Digital outputs
Type of connection	Spring-cage connection
Connection method	1-wire
Number of outputs	32
Protective circuit	Overload protection, short-circuit protection of outputs
Output voltage	24 V ($U_s - 1$ V)
Nominal output voltage	24 V DC (voltage difference at $I_{nom} \leq 1$ V)
Maximum output current per channel	500 mA
Maximum output current per module	8 A
Nominal load, inductive	12 VA
Nominal load, lamp	12 W
Nominal load, ohmic	12 W

Power supply for module electronics

Supply voltage	24 V DC (via voltage jumper)
Supply voltage range	19.2 V DC ... 30 V DC
Communications power U_L	7.5 V (via voltage jumper)
Current consumption	max. 130 mA (from the local bus)
Power consumption	1.05 W

General data

Width	48.8 mm
Height	119.8 mm
Depth	71.5 mm
Note on dimensions	Housing dimensions
Weight	135 g
Note on weight specifications	Without plug
Mounting type	DIN rail
Ambient temperature (operation)	-25 °C ... 55 °C
Ambient temperature (storage/transport)	-25 °C ... 85 °C
Permissible humidity (operation)	10 % ... 95 % (according to DIN EN 61131-2)
Permissible humidity (storage/transport)	10 % ... 95 % (according to DIN EN 61131-2)
Air pressure (operation)	70 kPa ... 106 kPa (up to 3000 m above sea level)
Air pressure (storage/transport)	70 kPa ... 106 kPa (up to 3000 m above sea level)
Degree of protection	IP20

Protection class	III, IEC 61140, EN 61140, VDE 0140-1
Test section	5 V supply incoming remote bus/7.5 V supply (bus logic) 500 V AC 50 Hz 1 min
	5 V supply outgoing remote bus/7.5 V supply (bus logic) 500 V AC 50 Hz 1 min
	7.5 V supply (bus logics)/24 V supply (I/O) 500 V AC 50 Hz 1 min
	24 V supply (I/O) / functional earth ground 500 V AC 50 Hz 1 min
Diagnostics messages	Short-circuit / overload of the digital outputs Error message in the diagnostic code (bus) and display (2 Hz) via the LED (D) on the module

Inline potential routing

Communications power U_L	7.5 V DC
Current consumption from U_L	max. 140 mA
Main circuit supply U_M	24 V DC
Segment supply voltage U_s	24 V DC (nominal value)
Current consumption from U_s	max. 8 A

Certificates / Approvals



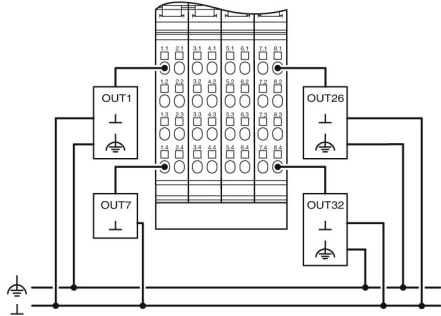
Certification ABS, BV, CUL, DNV, GL, LR, UL
 Certification Ex: PxC-EX

Accessories

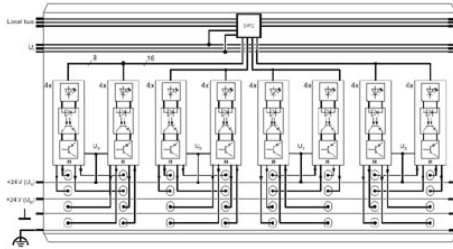
Item	Designation	Description
General		
2860950	IB IL DI/DO 8-PLSET	Connector set
Marking		
0809492	ESL 62X10	Insert strip for laser printer, lettering field: 62 x 10 mm
0809502	ESL 62X46	Insert strip for laser printer, lettering field: 62 x 46 mm
2727501	IB IL FIELD 2	Labeling field, width: 12.2 mm
2727515	IB IL FIELD 8	Labeling field, width: 48.8 mm

Diagrams/Drawings

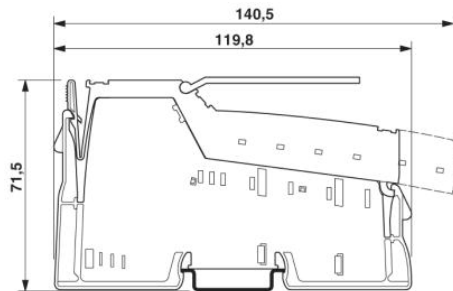
Connection diagram



Block diagram



Dimensioned drawing



Address

PHOENIX CONTACT Deutschland GmbH
Flachmarktstr. 8
32825 Blomberg, Germany
Phone +49 5235 3 12000
Fax +49 5235 3 41200
<http://www.phoenixcontact.de>



© 2011 Phoenix Contact
Technical modifications reserved;