



# VAL-MS 350/10 ST

Order No.: 2803564



<http://eshop.phoenixcontact.de/phoenix/treeViewClick.do?UID=2803564>

Type 2 surge protection plug with a varistor for VAL-MS base element, thermal monitoring, visual fault warning.

Commercial data	
GTIN (EAN)	4 046356 301930 
Note	Made-to-order
sales group	J027
Pack	1 pcs.
Customs tariff	85363010
Catalog page information	Page 34 (TT-2009)

### Product notes

WEEE/RoHS-compliant since: 01/01/2008



<http://www.download.phoenixcontact.com>  
Please note that the data given here has been taken from the online catalog. For comprehensive information and data, please refer to the user documentation. The General Terms and Conditions of Use apply to Internet downloads.

## Technical data

### Standards

Housing material	PA
Inflammability class acc. to UL 94	V0
Color	black
Standards for air and creepage distances	EN 60664-1
	EN 61643-11

Degree of protection	IP20
Mounting type	On base element
Design	DIN rail module, two-section, divisible
Number of positions	1
Ambient temperature (operation)	-40 °C ... 80 °C
Message: Surge protection fault	Optical
Direction of action	1L-N/PE
Width	17.70 mm
Height	54.50 mm
Length	52.40 mm
Pitch unit	1 Div.

**Protective circuit**

IEC category	II
	T2
EN type	T2
Nominal voltage $U_N$	240 V AC
Arrester rated voltage $U_C$	350 V AC
$U_T$ (TOV-proof)	415 V AC (5 s)
Nominal frequency $f_N$	50 Hz (60 Hz)
Ground conductor current $I_{PE}$	$\leq 340 \mu\text{A}$
Standby power consumption $P_C$	$\leq 120 \text{ mVA}$
Max. discharge surge current $I_{\text{max}} (8/20) \mu\text{s}$	10 kA
Nominal discharge surge current $I_n (8/20) \mu\text{s}$	5 kA
Protection level $U_p$	$\leq 1.2 \text{ kV}$
Residual voltage	$\leq 1.2 \text{ kV (at } I_n)$ $\leq 1.1 \text{ kV (at } 3 \text{ kA)}$
SVR clamp voltage	$\leq 1 \text{ kV (in acc. with UL 1449)}$
Response time	$\leq 25 \text{ ns}$
Max. required backup fuse with branch wiring	125 A (gL / gG)
Short-circuit resistance $I_p$ with max. backup fuse (effective)	25 kA

**Connection, protective circuit**

Type of connection	FLASHTRAB/VALVETRAB plug-in system connector
--------------------	--

**Standards**

Standards/regulations	IEC 61643-1 2005
	EN 61643-11/A11 2007

**Certificates / Approvals**



Certification

CB, CCA, GOST, KEMA, OEVE

**Accessories**

Item	Designation	Description
------	-------------	-------------


**Marking**

1051993	B-STIFT	Marker pen, for manual labeling of unprinted Zack strips, smear-proof and waterproof, line thickness 0.5 mm
2749589	ZBN 18,LGS:ERDE	Marking labels, printed horizontally, strips with 5 labels, GND (grounding symbol), color: White
2749576	ZBN 18,LGS:L1-N,ERDE	Marker labels, printed horizontally, strips with 5 labels, L1, L2, L3, N, GND, color: white
0800763	ZBN 18:SO/CMS	Marker labels, 5-section, special printing, labeled according to customer requirements (Please specify the required marking with order), for terminal width: 17.5 mm, color: White
2809128	ZBN 18:UNBEDRUCKT	Unprinted marker labels, strips with 5 labels for individual labeling with M-PEN or CMS system, for terminal block width: 17.5 mm, color: White

**Diagrams/Drawings**

Circuit diagram

---



VAL-MS 350/10 ST Order No.: 2803564

<http://eshop.phoenixcontact.de/phoenix/treeViewClick.do?UID=2803564>

---

**Address**

PHOENIX CONTACT Deutschland GmbH  
Flachmarktstr. 8  
32825 Blomberg, Germany  
Phone +49 5235 3 12000  
Fax +49 5235 3 41200  
<http://www.phoenixcontact.de>



© 2011 Phoenix Contact  
Technical modifications reserved;