USED ON —

PART NUMBER	REV	FIRST USED	TERMINATOR	FEED TYPE	DESCRIPTION
1426466 −1	C	–	LEADMAKER	MECH POST FEED	CUTS CARRIER
1426466 −2	C	–	BENCH	MECH PRE FEED	CUTS CARRIER
1426466 −6	C	–	LEADMAKER	MECH POST FEED	CONTINUOUS CARRIER
7−1426466 −1	C	–	LEADMAKER	MECH POST FEED	−1 AND SPARE PARTS
7−1426466 −2	C	–	BENCH	MECH PRE FEED	−2 AND SPARE PARTS
7−1426466 −6	C	–	LEADMAKER	MECH POST FEED	−6 AND SPARE PARTS
7−1426466 −7	A	–	–	–	SPARE PARTS KIT

DWG NO 1426466

THIS DRAWING IS A CONTROLLED DOCUMENT.

CRIMP DATA REITTER & SCHEFENACKER TERM AMP CRIMP SPECS

TERMINAL NAME: R & S LAMP SOCKET

CRIMP	SIZE	TYPE	RANGE
WIRE	1.57 [.062 IN]	F	0.35mm²
INSUL	2.29 [.090 IN]	0	1.52 MAX [.060 IN MAX]

WIRE STRIP LENGTH △4 2.41−3.18 [.095−.125 IN]

APPL INSTRUCTION 408−8322

TERMINAL – – –
APPL SPEC NONE –

FEED 13.97 [.550 IN]

TERMINALS APPLIED

AMP TERM PN	MFR TERM PN	–	–	–
1572370−1	374151	–	–	–
–	–	–	–	–
–	–	–	–	–
–	–	–	–	–
–	–	–	–	–
–	–	–	–	–
–	–	–	–	–

WIRE SIZE mm² AWG	CRIMP HEIGHT △4	PIN PN AND LENGTH [IN]
0.35mm²	1.12 ±0.05 [.044 ±.002 IN]	2−354779−8 [.3130]
–	–	–
–	–	–
–	–	–
–	–	–
–	–	–
–	–	–
–	–	–
–	–	–
–	–	–
–	–	–
–	–	–
–	–	–
–	–	–
–	–	–
–	–	–

SET UP GAGE	LAYOUT
458637−3	L1426466

△1 RECOMMENDED SPARE PARTS.
2. GREASE RAM, CAM, CAM FOLLOWER AND FEED ROD LIGHTLY.
3. LUBRICATE DAILY PER THE APPLICATOR INSTRUCTION SHEET SUPPLIED WITH THE APPLICATOR.
△4 CRIMP DATA CALCULATED BY TYCO LTD.

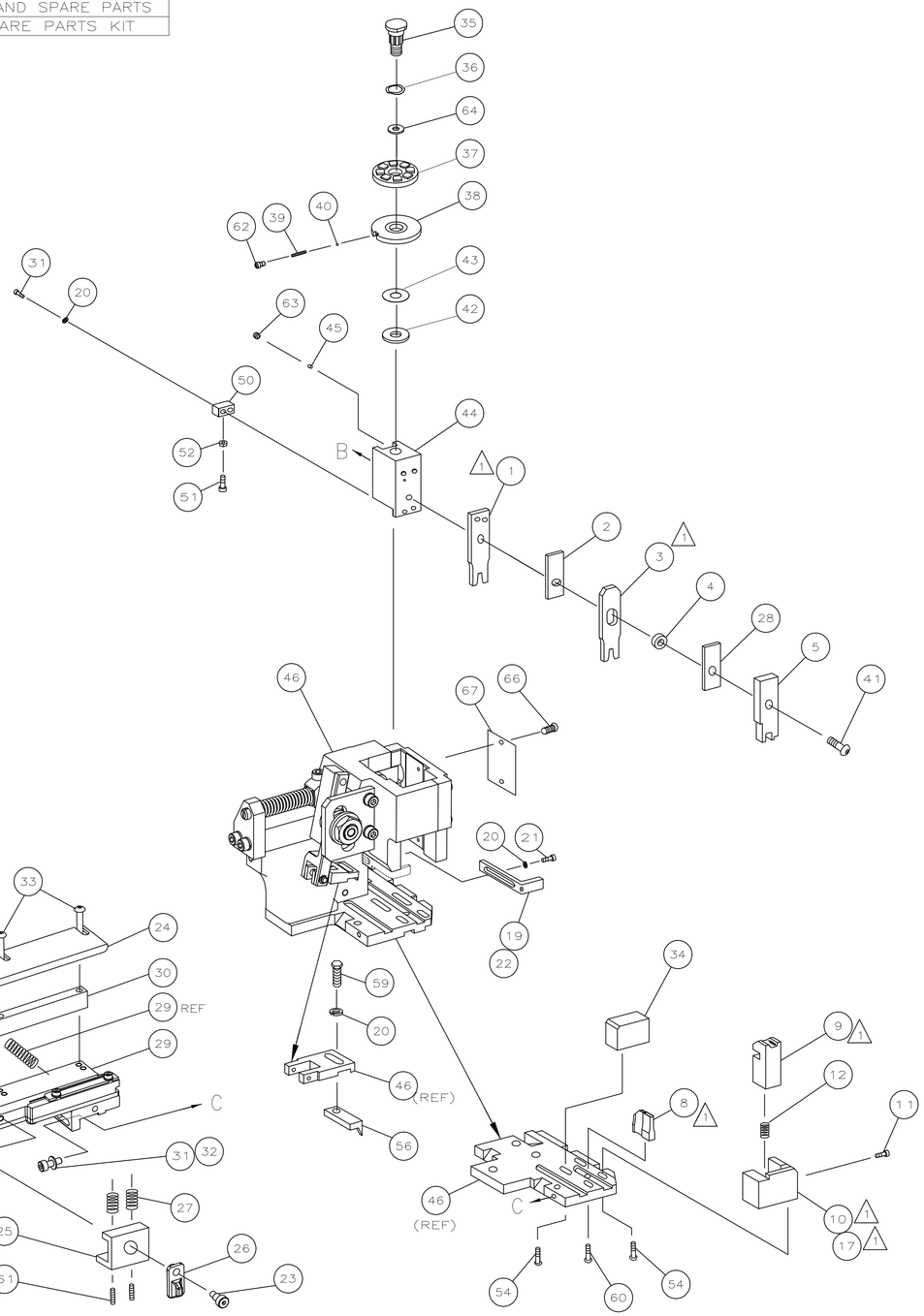

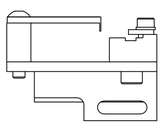

LONG POSITION
GUIDE OFF WIRE BARREL

									73
–	1	1	1	1	1	1	1426466	PRINT, APPLICATOR LOG SHEET	72
–	1	1	1	1	1	1	1338705−1	DOCUMENTATION PACKAGE	71
									70
									69
									68
–	1	1	1	1	1	1	461264−1	PLATE, IDENTIFICATION	67
–	2	2	2	2	2	2	21017−2	SCR,DRIVE(#2x.19)ID PLATE	66
									65
–	1	1	1	1	1	1	986950−1	WASHER, FLAT PRECISION	64
–	1	1	1	1	1	1	3−18031−0	SCR,SKT SET(M6X6)RAM	63
–	1	1	1	1	1	1	18023−9	SCR,SHC(M4X6)INS DISC	62
–	2	2	2	2	2	2	2−18032−5	SCR,SET(M5X20)DRAG	61
–	1	1	1	1	1	1	18024−7	SCR,BHC(M4X10)ANVIL	60
–	1	1	1	1	1	1	5−18022−2	SCR,HEX(M4X8)FEED FINGER	59
									58
									57
–	1	1	1	1	1	1	1338685−1	PAWL, FEED	56
									55
–	4	4	4	4	4	4	18024−8	SCR,BHC(M4x12)SHEAR HOLDER	54
									53
–	1	1	1	1	1	1	18030−1	NUT,HEX(M3)HOLD DOWN	52
–	1	1	1	1	1	1	811242−5	BUMPER, HOLDDOWN	51
–	1	1	1	1	1	1	690753−2	SPACER, TONKER	50
–	1	1	1	1	1	1	18024−3	SCR,BHC(M3X10)CAM	49
–	–	1	–	–	1	–	1338675−1	CAM, PRE FEED 30 & 40 mm ST	48
–	1	–	1	1	–	1	1338676−1	CAM, POST FEED 30 & 40 mm ST	47
–	1	1	1	1	1	1	1320999−3	APPLICATOR BASIC SUBASSY	46
–	1	1	1	1	1	1	690191−1	PLUG, NYLON	45
–	1	1	1	1	1	1	1338660−3	RAM	44
–	1	1	1	1	1	1	690125−1	WASHER, LAMINATED	43
–	1	1	1	1	1	1	690124−1	WASHER, RAM	42
–	1	1	1	1	1	1	2−18024−6	SCR,BHC(M8X25)RAM	41
–	1	1	1	1	1	1	23241−1	BALL, STEEL	40
–	1	1	1	1	1	1	2−22278−7	SPRING, COMPRESSION	39
–	1	1	1	1	1	1	1320922−1	DISC, INSULATION	38
–	1	1	1	1	1	1	354777−1	WIRE DISC, PLASTIC	37
–	1	1	1	1	1	1	22480−5	WASHER, SPRING	36
–	1	1	1	1	1	1	690212−1	POST, RAM	35
–	1	1	1	1	1	1	2−1320934−2	SUPPORT, TERMINAL	34
–	2	2	2	2	2	2	1−18024−0	SCR,BHC(M4X20)STRIP GUIDE	33
–	1	1	1	1	1	1	18027−2	WASHER, FLAT(M4)	32
–	3	3	3	3	3	3	1−18023−2	SCR,SKT CAP(M4X12)MOUNT BLOCK	31
–	1	1	1	1	1	1	1320908−2	SPACER, STRIP GUIDE	30
–	1	1	1	1	1	1	1−1633073−2	STRIP GUIDE PLATE ASSY	29
–	1	1	1	1	1	1	1−455888−0	SPACER, FRONT SHEAR DEP	28
–	2	2	2	2	2	2	1−22284−0	SPRING, DRAG	27
–	1	1	1	1	1	1	356835−1	LEVER, DRAG RELEASE	26
–	1	1	1	1	1	1	240792−1	DRAG, TERMINAL	25
–	1	1	1	1	1	1	1320928−2	PLATE, STRIP GUIDE	24
–	1	1	1	1	1	1	980371−4	SCR,SHC SHLD	23
–	1	–	1	1	–	1	690472−2	STRIPPER	22
–	1	1	1	1	1	1	1−18023−1	SCR,SHC(M4X10)STRIPPER	21
–	4	4	4	4	4	4	18025−2	WASHER,LOCK(M4)STRIPPER	20
–	–	1	–	–	1	–	690472−1	STRIPPER	19
									18
△1 –	1	–	–	1	–	–	1338684−3	HOLDER, SHEAR, FRONT (NO−CUT)	17
									16
									15
									14
									13
–	1	1	1	1	1	1	3−22280−3	SPRING, SHEAR	12
–	1	1	1	1	1	1	356885−4	STOP, SHEAR	11
–	–	1	1	–	1	1	1320921−5	HOLDER, SHEAR, FRONT (CUT)	10
△1 –	1	1	1	1	1	1	462006−9	SHEAR, FLOAT (FRONT)	9
1	2	2	2	1	1	1	5−1333202−4	ANVIL	8
									7
									6
–	1	1	1	1	1	1	2−455889−0	DEPRESSOR, SHEAR (FRONT)	5
–	1	1	1	1	1	1	238011−9	SPACER, BLOCK CRIMPER	4
△1 1	2	2	2	1	1	1	8−456135−0	CRIMPER, INSULATION	3
–	1	1	1	1	1	1	455888−4	SPACER, CRIMPER	2
△1 1	2	2	2	1	1	1	4−456403−2	CRIMPER, WIRE	1
	−77	−76	−72	−71	−6	−2	−1	PART NO	DESCRIPTION	ITEM NO

QTY REQD PER ASSY

PARTS LIST

VIEW B ROTATED 180°

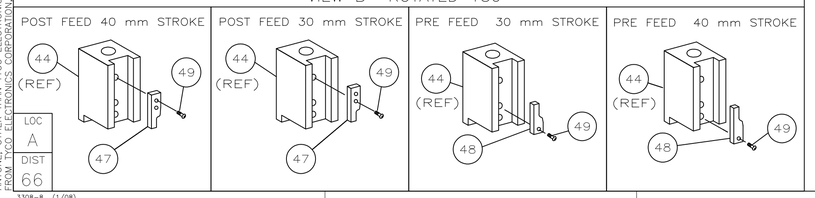

3308−8 (1/08)

P	LTR	REVISION RECORD	DATE	DWN	APVD
	C	ECR−10−016668	8−2010	MY	TE

DIMENSIONS: INCHES

TOLERANCES UNLESS OTHERWISE SPECIFIED:
0 PLC ± –
1 PLC ± –
2 PLC ± –
3 PLC ± –
4 PLC ± –
ANGLES ± –
SURFACE TEXTURE

DWN L.LOFTHOUSE 24NOV03
CHK –
APVD F.BACKHURST 24NOV03
MATERIAL – –
HEAT TREAT – –

Tyco Electronics — Tyco Electronics Corporation Harrisburg, PA 17105−3608

NAME SIDE FEED HD−I APPLICATOR

SCALE	SIZE	DRAWING NO	SHEET	REV
–	A1	1426466	1 OF 1	C

CUSTOMER ACCESSIBLE PRODUCTION DRAWING

THIS INFORMATION IS CONFIDENTIAL AND PROPRIETARY TO TYCO ELECTRONICS CORPORATION AND ITS WORLDWIDE SUBSIDIARIES AND AFFILIATES. IT MAY NOT BE DISCLOSED TO ANYONE OUTSIDE THIS COMPANY, REPRODUCED, OR USED FOR ANY PURPOSE WITHOUT WRITTEN AUTHORIZATION FROM TYCO ELECTRONICS CORPORATION, HARRISBURG, PENNSYLVANIA USA.